

# CXL 2-1/...

## Base Station and Marine VHF Antenna



### DESCRIPTION:

- ★ This base station and maritime VHF antenna is developed for use on board ships as well as on masts and thanks to the 1" revolving nut mounting system it can be mounted in the mast, in the auxilliary mast as well as on the cross-beam. By means of PROCOM's flange mount it can also be mounted on deck or rooftop.
- ★ Bear in mind that the higher the antenna is mounted the better coverage.
- ★ Avoid mounting the antenna parallel with and in the neighbourhood of other metal parts, such as mast, supporting wires etc. Free mounting and as high as possible is most preferable, otherwise the SWR and the radiation diagram will be influenced.
- ★ The antenna is a  $1/2 \lambda$  design and this means that it needs neither loading coils, ground-plane, radials nor other auxiliary arrangements.
- ★ CXL 2-1/... can, without problems, operate with duplex radioes and on the semi-duplex channels, owing to the fact that it is broad-banded (see SWR diagram). In other words, CXL 2-1/... has a shipshape SWR on the RX-frequencies, which is just as important as it is for the TX-frequencies.
- ★ Furthermore, the antenna is a grounded radiator antenna and therefore it shows a DC-short across the coaxial cable.
- ★ A conical glassfiber tube completely encloses the carefully designed radiating element to assure long dependable service in all climates.

### SPECIFICATIONS:

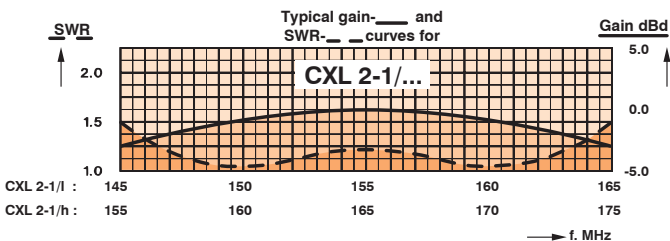
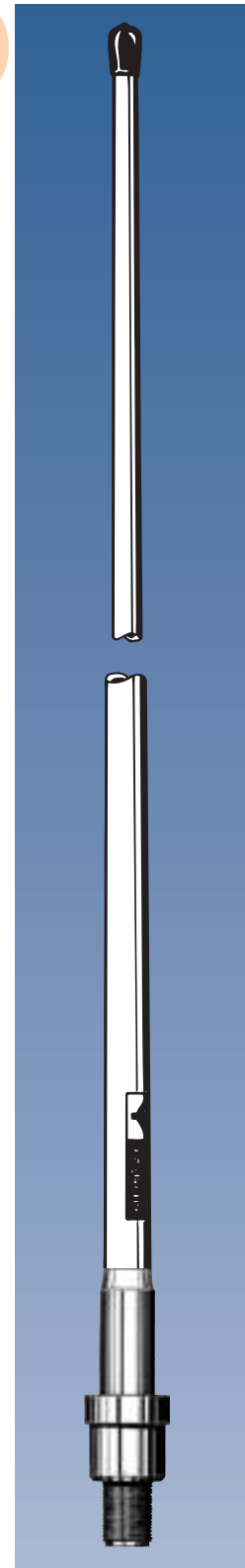
ELECTRICAL	
MODEL	CXL 2-1/...
ANTENNA TYPE	$1/2 \lambda$ coaxial, broad-band
FREQUENCY	CXL 2-1/l: 144-165 MHz CXL 2-1/h: 155-175 MHz
IMPEDANCE	Nom. 50 $\Omega$
POLARISATION	Vertical
GAIN	2 dBi 0 dBd
BAND WIDTH	21 MHz
SWR	< 1.5
MAX. POWER	150 watts
MECHANICAL	
TEMP. RANGE	-30° C → +70° C
CONNECTOR	UHF-female (standard)
WIND SURFACE	0.024 m <sup>2</sup>
WIND LOAD	30 N @ 160 km/h
COLOUR	Marine white
MATERIALS	Shroud: Polyurethane coated glassfiber Mounting bracket: Chromed brass
TOTAL HEIGHT	Approx. 1.15 m
DIA. IN TOP END	8 mm
DIA. IN BOTTOM END	16 mm
WEIGHT	Approx. 300 g
MOUNTING	On 1" RG (G1"-11) threaded water pipe or on optional mounting brackets (see below)

### ORDERING DESIGNATIONS

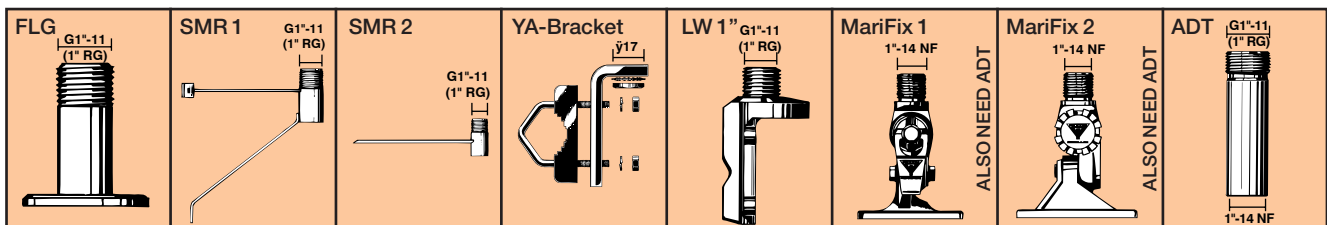
TYPE NO.	FREQUENCY
CXL 2-1/l	144-165 MHz
CXL 2-1/h	155-175 MHz

### ORDERING DESIGNATIONS

TYPE NO.	CONNECTOR
CXL 2-1/...	"UHF"- female
CXL 2-1/...-N	"N"-female
CXL 2-1/...-TNC	"TNC"-female



### ACCESSORIES: (to be ordered separately)



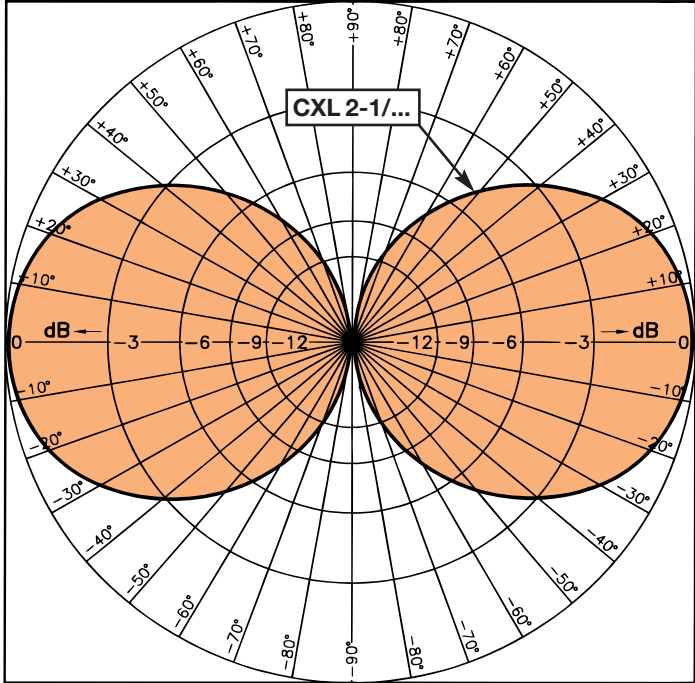
PROCOM A/S reserve the right to amend specifications without prior notice.

# CXL 2-1/...

Base Station and Marine VHF Antenna



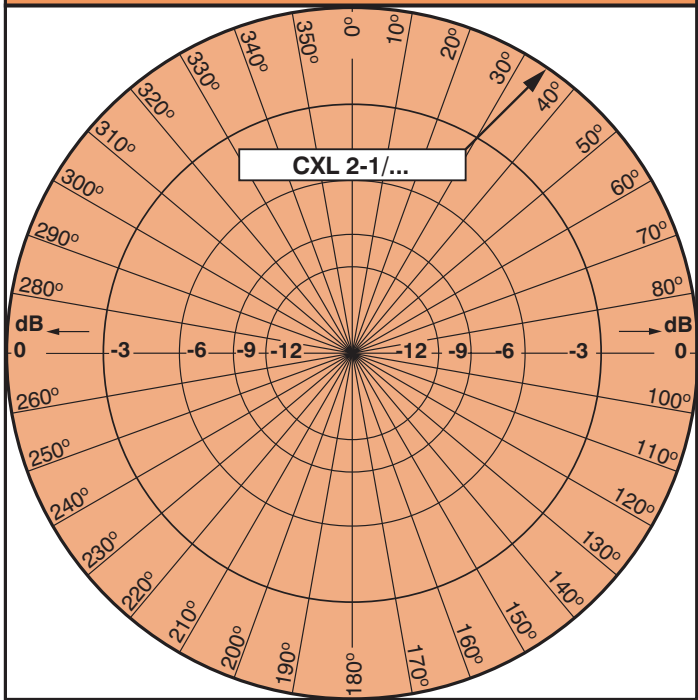
## TYPICAL RADIATION PATTERN (E-PLANE)



AIS

VHF

## TYPICAL RADIATION PATTERN (H-PLANE)



VHF

AIS